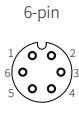


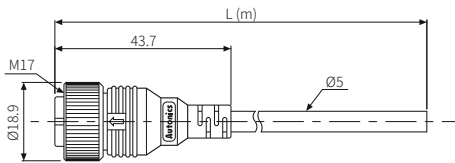
M17 Connector Cable

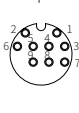
M17 Connector 6-Pin										
Connector 1	Connector 2	Wire spec.	Connection		Length	Application	Model			
M17 (Socket-Female)	 <p>6-pin</p>	6-wire	AWG 22 (0.08 mm, 40-core), Insulator diameter: Ø1 mm	Pin no.	Wiring	2 m	Incremental rotary encoders (Totem pole output / NPN open collector output / Voltage output)	CID6S-2		
				1	Black			5 m	CID6S-5	
				2	White				CID6S-10	
				3	Orange				15 m	CID6S-15
				4	Brown					
5	Blue									
6	Shield									

■ Dimensions

• Unit: mm, For the detailed drawings, follow the Autonics website.

• **Socket-Female**

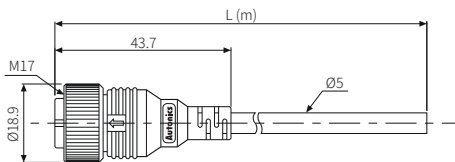


M17 Connector 9-Pin												
Connector 1	Connector 2	Wire spec.	Connection		Length	Application	Model					
M17 (Socket-Female)	 <p>9-pin</p>	9-wire	AWG 22 (0.08 mm, 40-core), Insulator diameter: Ø1 mm	Pin no.	Wiring	Pin no.	Wiring	2 m	Incremental rotary encoders (Line driver output)	CID9S-2		
				1	Black	6	Gray			5 m	CID9S-5	
				2	Red	7	Orange				10 m	CID9S-10
				3	Brown	8	Yellow					
				4	Blue	9	Shield					
5	White											

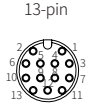
■ Dimensions

• Unit: mm, For the detailed drawings, follow the Autonics website.

• **Socket-Female**



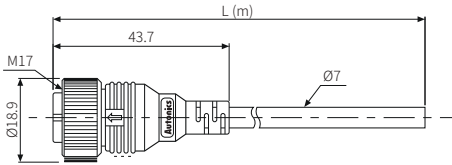
M17 Connector 13-Pin

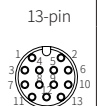
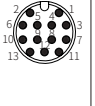
Connector 1	Connector 2	Wire spec.	Connection				Length	Application	Model	
M17 (Socket-Female)	 13-pin	13-wire	AWG 22 (0.08 mm, 40-core), Insulator diameter: Ø1 mm	Pin no.	Wiring	Pin no.	Wiring	2 m	-	CID13S-2
				1	Brown	8	White/Brown			
				2	Red	9	White/Red	5 m		CID13S-5
				3	Orange	10	White/Orange			
				4	Yellow	11	Shield	10 m		CID13S-10
				5	Blue	12	White			
				6	Purple	13	Black			
7	Gray									

■ Dimensions

• Unit: mm, For the detailed drawings, follow the Autonics website.

• Socket-Female



Connector 1	Connector 2	Connction				Length	Application	Model		
M17 (Socket-Female)	 13-pin	M17 (Plug-Male)	 13-pin	Connector 1 Pin no.	Connector 2 Pin no.	Connector 1 Pin no.	Connector 2 Pin no.	2 m	-	CID13P-2-SI
				1	→ 1	8	→ 8			
				2	→ 2	9	→ 9	5 m		CID13P-5-SI
				3	→ 3	10	→ 10			
				4	→ 4	11	→ 11	10 m		CID13P-10-SI
				5	→ 5	12	→ 12			
				6	→ 6	13	→ 13			
7	→ 7									

■ Dimensions

• Unit: mm, For the detailed drawings, follow the Autonics website.

• Socket-Female : Plug-Male

